



ADD: 7 A Ratlam Kothi, 3rd Floor Geeta Chambers  
Geeta Bhawan Square, A.B.Road,  
Indore-452001 Madhya Pradesh India  
Contact- +91-9893166655, +91-8889966655  
Email- GYMQUIPINC@GMAIL.COM  
Website- WWW.GYMQUIP.IN



***A COMPLETE RANGE  
OF IMPORTED  
COMMERCIAL FITNESS  
EQUIPMENT***





***GIVE YOURSELF A  
PERFECT TRANSFORMATION  
AND ENJOY CONSISTENT  
PERSISTENCE***



**COOL**  
**FASHION**  
**HEALTH**

## ***CONTENTS***

<b>+ CUSTOMER CASE</b>	<b>01</b>
<b>+ AEROBIC SERIES</b>	
Treadmill	03
Elliptical	09
Exercise Bike	11
Spinning Bike	12
Rowing Machine	14
Stair Master	15
<b>+ POWER SERIES</b>	
PINS-SELECTED	
TE	16
TF	19
TB	23
PLATE-LOADED	
TM	30
TN	38
TA	42
TG	44
TS	46
<b>+ GROUP SERIES</b>	
360	52








**GymQuip** A COMPLETE RANGE OF IMPORTED  
COMMERCIAL FITNESS EQUIPMENT

01

## *CUSTOMER CASE*









# **AEROBIC EQUIPMENT**

*Fitness is the most equitable thing in the world!*



# TT-X10

## COMMERCIAL TREADMILL



### COOL AND ENJOY ENTERTAINMENT



18.5 inch TFT touch screen,unconstrained view. The panel is configured with digital USB interface,headphone jack.



Diameter 88mm roller, 600mm running belt, 25mm thickened encryption running board.



Heart rate display range: 50-250 (times/min)  
Heart rate monitoring sensor: Effectively monitor heart rate and ensure your healthy sports.



3.0HP noise reduction ultra-quiet AC inverter motor, to create a more comfortable sports environment for you.



Bearing 180kg, large load bearing, more durable and safer.

#### TT-X10 产品参数 Configuration:

Input supply voltage:	AC 220V ± 10%	Slope display range:	0-20 %
Motor rated power:	3.0HP(2.2Kw)	Overload protector:	15A
Motor rated frequency:	50HZ (4-100HZ)	Power cord specification:	20A
Motor rated current:	8.6A	Running belt parameter:	3310*600 mm
Motor peak power:	7HP	Running range:	1500*600 mm
Working temperature:	0-40°C	Packing Size:	Plywood box: 2100*1000*430mm
Speed display range:	1.0-20.0(km/h)	Carton:	1150*1020*450mm
Time display range:	0:00-99.99 (min:sec)	Using Size:	2030*950*1570mm
Distance display range:	0.00 — 99.99 (km)	Load bearing:	180kg
Heat display range:	0-999(kcal)	Net weight :	178kg
Heart rate display range:	50-250 (times/min)		



# TT-X9

## COMMERCIAL TREADMILL



### NOBLE AND ELEGANT SPORTY TEMPERAMENT



18.5 inch TFT touch screen(LED screen is optional), unconstrained view. The panel is configured with digital USB interface, SD card interface, headphone jack, hi-fi speaker.



Diameter 88mm roller ,580mm running belt, 25mm thickened encryption running board.



Heart rate display range: 50-250 (times/min)  
Heart rate monitoring sensor: Effectively monitor heart rate and ensure your healthy sports.



Noise reduction 3.0HP ultra-quiet AC inverter motor: to detect the default automatically and display the corressponding code.



Bearing 180kg, large load bearing, more durable and safer.

#### TT-X9 Configuration:

Input supply voltage:	AC 220V $\pm$ 10%	Slope display range:	0-20 %
Motor rated power:	3.0HP(2.2Kw)	Overload protector:	15A
Motor rated frequency:	50HZ (4-100HZ)	Power cord specification:	20A
Motor rated current:	8.6A	Running belt parameter:	3510*580 mm
Motor peak power:	7HP	Running range:	1600*580 mm
Working temperature:	0-40°C	Packing Size:	Plywood box 2300*1020*450mm
Speed display range:	1.0-20.0(km/h)	Carton:	1720*1020*500mm
Time display range:	0:00-99.99 (min:sec)	Using Size:	2350*960*1730 mm
Distance display range:	0.00 — 99.99 (km)	Load bearing:	180kg
Heat display range:	0-999(kcal)	Net weight :	231kg
Heart rate display range:	50-250 (Times/Mins)	Gross weight:	305kg



# TT-X7

## COMMERCIAL TREADMILL



### RUN WANT ONLY SWEAT AND BE HAPPY



21.5 inch TFT touch screen(LED screen is optional), unconstrained view. The panel is configured with digital USB interface, SD card interface, headphone jack, hi-fi speaker.



600mm maintenance free running belt, 88mm diameter super large roller, 25mm thickened running board.



Heart rate display range: 50-250 (times/min)  
Heart rate monitoring sensor:Effectively monitor heart rate and ensure your healthy sports.



3.0HP noise reduction ultra-quiet AC inverter motor: to detect the default automatically and display the corresponding code.



Bearing 180kg, large load bearing, more durable and safer.

#### TT-X7 Configuration:

Input supply voltage:	AC 220V ± 10%	Slope display range:	0-20 %
Motor rated power:	3.0HP(2.2Kw)	Overload protector:	15A
Motor rated frequency:	50HZ (4-100HZ)	Power cord specification:	20A
Motor rated current:	8.6A	Running belt parameter:	3510*600mm
Motor peak power:	7HP	Running range:	1600*600 mm
Working temperature:	0-40°C	Packing Size:	Plywood box: 2300*1040*450mm
Speed display range:	1.0-20.0(km/h)	Carton:	1420*1020*450mm
Time display range:	0:00-99.99 (min:sec)	Using Size:	2240*950*1710 mm
Distance display range:	0.00 — 99.99 (km)	Load bearing:	180kg
Heat display range:	0-999(kcal)	Net weight :	214kg
Heart rate display range:	50-250 (Times/Mins)		



# TT-X6

## COMMERCIAL TREADMILL



### FASHINABLE FALL IN LOVE AT FIRST SIGHT



18.5 inch TFT touch screen(LED screen is optional), unconstrained view.  
The panel is configured with digital USB interface, SD card interface.



585mm maintenance free running belt, 88mm diameter super large roller, 25mm thickened running board.



Heart rate display range: 50-250 (times/min)  
Heart rate monitoring sensor:Effectively monitor heart rate and ensure your healthy sports.



3.0HP noise reduction ultra-quiet AC inverter motor: to detect the default automatically and display the corresponding code.



Bearing 180kg, large load bearing, more durable and safer.

TT-X6 Configuration:			
Input supply voltage:	AC 220V ± 10%	Slope display range:	0-20 %
Motor rated power:	3.0HP(2.2Kw)	Overload protector:	15A
Motor rated frequency:	50HZ (4-100HZ)	Power cord specification:	20A
Motor rated current:	8.6A	Running belt parameter:	3647*585 mm
Motor peak power:	7HP	Running range:	1600*580 mm
Working temperature:	0-40°C	Packing Size:	Plywood box: 2300*1000*450mm
Speed display range:	1.0-20.0(km/h)		Carton: 1300*1050*510mm
Time display range:	0:00-99.99 (min:sec)	Using Size:	2360*960*1730mm
Distance display range:	0.00 — 99.99 (km)	Load bearing:	180kg
Heat display range:	0-999(kcal)	Net weight :	223kg
Heart rate display range:	50-250 (Times/Mins)	Gross weight:	270kg



# TT-X5

## COMMERCIAL TREADMILL



### BURN FAT AND ENERGIZE THE WHOLE BODY



18.5 inch TFT touch screen(LED screen is optional) ,unconstrained view.  
Panel is configured with digital USB interface, SD card interface.



585mm maintenance free running belt,100mm diameter super large roller,  
25mm thickened running board.



Heart rate monitoring sensor:Effectively monitor heart rate and ensure your  
healthy sports.



3.0HP noise reduction ultra-quiet AC inverter motor, to create a more  
comfortable sports environment for you.



Bearing 180kg, large load bearing, more durable and safer.

TT-X5 Configuration:			
Input supply voltage:	AC 220V ± 10%	Slope display range:	0-20 %
Motor rated power:	3.0HP(2.2Kw)	Overload protector:	15A
Motor rated frequency:	50HZ (4-100HZ)	Power cord specification:	20A
Motor rated current:	8.6A	Running belt parameter:	3647*585 mm
Motor peak power:	7HP	Running range:	1600*580 mm
Working temperature:	0-40°C	Packing Size:	Plywood box: 2290*970*450mm
Speed display range:	1.0-20.0(km/h)	Carton:	1300*1050*510mm
Time display range:	0:00-99.99 (min:sec)	占地 Using Size:	2320*950*1740 mm
Distance display range:	0.00 — 99.99 (km)	Load bearing:	180kg
Heat display range:	0-999(kcal)	Net weight :	215kg
Heart rate display range:	50-250 (Times/Mins)	Gross weight:	262kg



# TT-X2

## COMMERCIAL TREADMILL



### HAPPY DOPAMINE PASSIONATE RELEASE



18.5 inch TFT touch screen(LED screen is optional), the panel is configured with digital USB interface, SD card interface.Headphone jack, speed and slope direct selection.



560mm maintenance free running belt,88mm diameter super large roller, 25mm thickened running board.



Heart rate display range: 50-250 (times/min)  
Heart rate monitoring sensor:Effectively monitor heart rate and ensure your healthy sports.



3.0HP silent AC variable frequency motor ,to create a more comfortable sports environment for you.



Bearing 180kg, large load bearing, more durable and safer.

#### TT-X2 Configuration:

Input supply voltage:	AC 220V ± 10%	Slope display range:	0-20 %
Motor rated power:	3.0HP(2.2Kw)	Overload protector:	15A
Motor rated frequency:	50HZ (4-100HZ)	Power cord specification:	20A
Motor rated current:	8.6A	Running belt parameter:	3310*560 mm
Motor peak power:	7HP	Running range:	1400*550 mm
Working temperature:	0-40°C	Packing Size:	Plywood box: 2170*960*410mm
Speed display range:	1.0-20.0(km/h)		Carton: 980*980*280mm
Time display range:	0:00-99.99 (min:sec)	Using Size:	2100*890*1570 mm
Distance display range:	0.00 — 99.99 (km)	Load bearing:	180kg
Heat display range:	0-999(kcal)	Net weight :	178kg
Heart rate display range:	50-250 (times/min)	Gross weight:	210kg



EB8000

ELLIPTICAL TRAINER



QUIET AND SMOOTH  
FEELING OF NATURE



**LED display**  
LED display,it shows heart rate,resistance,time and other exercise data during exercise.



**Extra large pedal**  
It is convenient to achieve the best running posture by adjusting the foot position easily.



**Adjustable Resistance**  
26 resistance levels, adjust the training intensity quickly and easily.



**Low Noise**  
Maintenance-free ball bearings reduce friction and reduce noise.

EB-8000 Configuration:			
Screen :	LED display	Phone Holder:	Y
Net Weight:	200 kg	Heart Rate Monitoring:	Y
Using Temp:	0- 40°C	Packing Size:	Carton+iron pallet: 2200*850*1140mm
Resistance Range:	1.0-26.0 (Level)	Using Size:	2095*780*1685mm
time Range:	0:00-99:59(min: sec)	Load bearing:	180kg
Calories Range:	000-999 (Kcal)		
	Defaulted×8+customized×2(LED)		
Bottle holder:	Y		



# EB8100

## ELLIPTICAL TRAINER



### SPACE WALK FREELY WITHOUT PRESSURE



**LED display**  
LED display,it shows heart rate,resistance,time and other exercise data during exercise.



**Extra large pedal**  
It is convenient to achieve the best running posture by adjusting the foot position easily.



**Adjustable Resistance**  
26 resistance levels,adjust the training intensity quickly and easily.



**Low Noise**  
Maintenance-free ball bearings reduce friction and reduce noise.

EB-8100 Configuration:			
Screen :	LED display	Bottle holder:	Y
Net Weight:	118 kg	Phone Holder:	Y
Using Temp:	0- 40°C	Heart Rate Monitoring:	Y
Resistance Range:	1.0-26.0 (Level)	Using Size:	2095mmX780mmX1685mm
Time Range:	0:00-99:59 (min: sec)	Packing Size:	Plywood box: 2000*900*810mmmm
Calories Range:	000-999 (Kcal)	Using Size:	1960*690*1760mmmm
Heart Rate Range:	50-256 (Times/Mins)	Load bearing:	150kg
Defaulted×8+custermized×2(LED)			



# EB8800

RECUMBENT MAGNETIC  
RESISTANCE BIKE



## AEROBIC EXERCISE ENJOY LIFE



**LED display**  
LED display,it shows heart rate,resistance,time and other exercise data during exercise.



**Seat Design**  
The ergonomic design provides unparalleled comfort, while the seat adjustment device is convenient for users to adjust easily, even when sitting on.



**Adjustable Pedal**  
Equipped with easy-to-adjust pedal straps. Users can quickly adjust the pedal straps to make riding easier.



**Adjustable Resistance**  
26 resistance levels, adjust the training intensity quickly and easily.



**Double Heart Rate Optional**  
Contact heart rate handle and wireless heart rate belt provide users with heart rate monitoring solutions.

### EB-8800 Configuration:

Name:	Recumbent magnetic resistance bike	Handle Material:	Plastic dipping
Using Size:	1650mm*700mm*1370mm	Motor:	Self Generator
Packing Size:	1750mm*630mm*810mm	Resistance Level:	26 Levels
PackingMethod:	Plywood Box	Resistance Adjustment:	Adjust by pressing button
Net Weight:	84kg	Heart Rate Monitor:	Handrail Heart Rate Tablets&Wireless Heate Rate Testing(Optional)
Max use weight:	150kg	Screen:	LED
Tube Size:	Aluminum tube(105mm*81.5mm*3mm)	Screen Size :	370mm*327mm
Tube Material:	Q235		



***XB-06***

***MAGNETIC RESISTANCE SPINING BIKE***



SIT AND RIDE INTO A BIKE



**Resistance adjustment**

Zero-contact gears, non-polar magnetic resistance, resistance adjustment.



**Magnetic control system**

Patented magnetically controlled resistance brake, 8 magnet equalization control.



**Safety pedal**

Quick adjustment of straps for easy adjustment.



**Seat Design**

The ergonomic design provides unparalleled comfort, while the seat adjustment device is convenient for users to adjust easily, even when sitting on.



Patented 16KG weight flywheel.

XB-06 Configuration:			
Floor Space:	1225mm×630mm×1170mm	Resistance adjustment method:	Magnetic Control
Using Size:	1800mm×1150mm	Color:	Customized
Weight:	70kg	Main structure:	Triangular frame structure
Bearing weight:	150kg	Adjust balance:	Four-feet adjustment knob
Mateiral:	Q235	flywheel weight:	16kg
Handle outer material:	Integral dipping	Packing Size:	Carton 1200×250×980mm
Handle inner material:	Stainless steel304		



***XB-07***

**FELT FRICTION SPINING BIKE**



NEW DEFINITION OF FAT BURNING



**Resistance adjustment**  
Contact resistance adjustment.  
Assured traditional craftsmanship.



**Belt drive**  
Ultra-quiet patented belt anti-slip technology.



**Safty handle**  
Patened appearance design: non slip internal dipping  
make it safe and reliable



**Seat Design**  
The ergonomic design provides unparalleled comfort, while the seat adjustment  
device is convenient for users to adjust easily, even when sitting on.



18Kg metallic luster chrome-plated flywheel.

XB-07 Configuration:			
Floor Space:	1225mm×630mm×1170mm	Resistance adjustment method:	Felt friction
Using Size:	1800mm×1150mm	Color:	Customized
Weight:	66kg	Main structure:	Triangular frame structure
Bearing weight:	150kg	Adjust balance:	Four-leg adjustment knob
Mateiral:	Q235	flywheel weight:	18kg
Handle outer material:	Integral dipping	Packing Size:	Carton: 1200×250×980mm
Handle inner material:	Stainless steel304		



# F500

## WIND RESISTANCE ROWING MACHINE/AIR ROWER



### LISTEN TO NATURE AND FEEL THE MOVEMENT



**Concise and clear one-key operation**  
LED display is simple and easy to read, suitable for all ages.



**Silent, beautiful, stylish**  
Stainless steel grid fan.



The handle is suitable for holding for a long time and is not easy to slip.



**Ergonomic cushion groove design**  
Compatible with human muscle tissue, comfortable and docile.Tireless sedentariness.



**6-stage adjustable anti-skid pedal**  
Suitable for 22-45 size feet.

F500 Configuration:			
Resistance:	Magnetron Wind Resistance	Weight:	50kg
Resistance Level:	5 Levels	Screen Size:	LED display
Method Dajust Resistance:	Manual gear adjustment	Packing Size:	Carton 1650×710×295mm
Slide Material:	Stainless Steel Rail		
6-stage adjustable anti-skid pedal			
Folding Size:	1300×450×1800 (L×W×H) mm		
Using Size:	235 ×450×1000 (L×W×H) mm		
Folding Moving:	Foldable Front Wheel Movement		



# LES-002

## STAIR MASTER



### CLIMBING THE LADDER TO CONQUER THE PEAK



The 15-inch LED display is simple and easy to read, suitable for all ages.



Protect joints, decompose top-to-bottom, and lateral reaction forces to the human body. Scientific exercise, precise safety protection, and greatly reduce injuries.



Heart rate display range: 50-256 (times/min)  
Heart rate monitoring sensor, which can effectively monitor the heart rate and ensure healthy exercise.



Stable triangular structure, bearing 190 kg, sturdy and durable, safe and reliable, and large carrying capacity.

LES-002 Configuration:			
Input power supply voltage:	AC220V±10% or AC110±10%	Time range:	0.00 - 99.59
Adjust the switching power supply by yourself		Mileage range:	0 - 999
Calorie range:	0-999 (Kcal)	Product size:	1450 × 820 × 2080mm
Level range:	0-15	Packing size:	1370 × 960mm × 1300mm
Power specification:	10A AC250V	Max use weight:	160kg
Running speed:	15 steps/min--164 steps/min	Net weight:	190kg
Heart rate range:	0-999		





A COMPLETE RANGE OF IMPORTED  
COMMERCIAL FITNESS EQUIPMENT

# **POWER SERIES**

---

## **TE SERIES**

Strength will only increase when you struggle with exercise.  
When you overcome difficulties and don't want to give up,  
this is strength

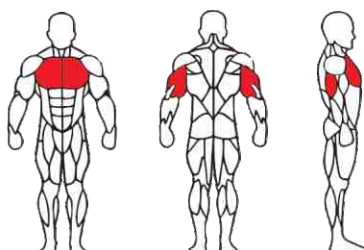
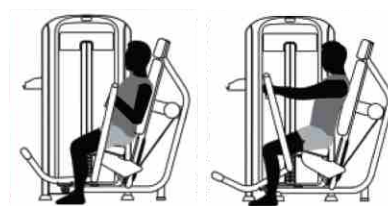


## TE01 CHEST PRESS

Fixed instrument exercise is a safe and effective way to improve physical fitness and muscle sensation. The most typical chest exercise is sitting chest push, which can effectively improve the sensation of chest muscles and improve the strength of the shoulder joint, elbow joint and wrist joint. Lay a solid foundation for dumbbell barbell bench press exercises in the future.



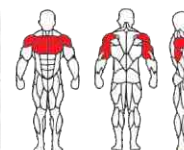
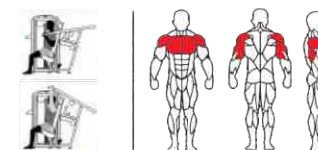
Weight: 230kg  
size: 1550×1500×1630mm  
Packing Size:  
1720×1120×650mm



TE series: 4 types of covers for option

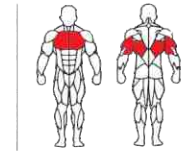
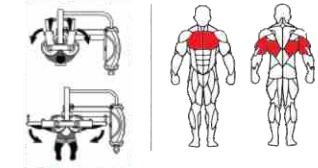
## TE02 SHOULDER PRESS

Weight: 245kg  
size: 1980×1450×1630mm  
Packing Size: 1620×1120×440mm



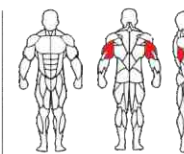
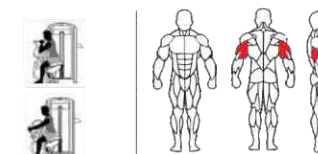
## TE04 PEC FLY

Weight: 252kg  
size: 1490×1340×2080mm  
Packing Size: 2120×1120×520mm



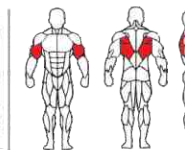
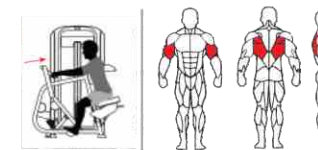
## TE06 TRICEPS PRESS

Weight: 203kg  
size: 1400×1160×1630mm  
Packing Size: 1620×1120×480mm



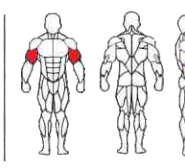
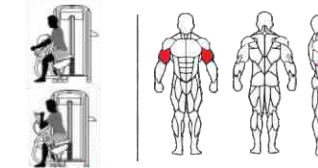
## TE03 ROWING MACHINE

Weight: 218kg  
size: 1330×1340×1630mm  
Packing Size: 1620×1120×480mm



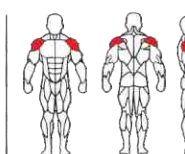
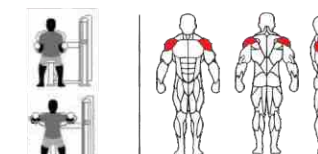
## TE05 ARM CURL

Weight: 198kg  
size: 1360×1160×1630mm  
Packing Size: 1620×1120×480mm



## TE07 LATERAL RAISE

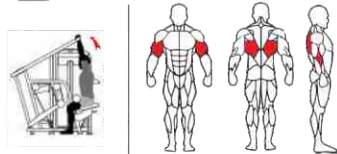
Weight: 215kg  
size: 1340×1320×1630mm  
Packing Size: 1620×1220×700mm



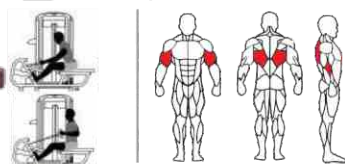




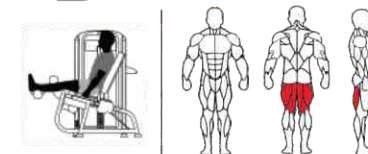
**TE08**  
LAT PULLDOWN  
Weight:264kg  
size:1720×1580×1830mm  
Packing Size:1620×1170×460mm



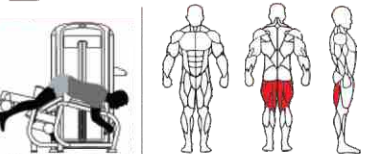
**TE09**  
LOW ROW  
Weight:208kg  
size:1760×1080×1630mm  
Packing Size:1720×920×480mm



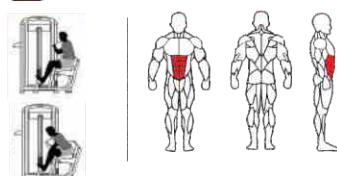
**TE14**  
SEATED LEG CURL  
Weight:276kg  
Size:1660×1280×1630mm  
Packing Size:1620×1120×480mm



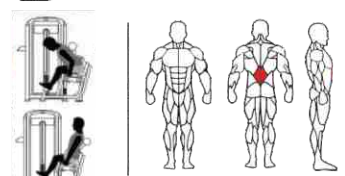
**TE15**  
PRONE LEG CURL  
Weight:235kg  
Size:1630×1120×1630mm  
Packing Size:1620×1120×480mm



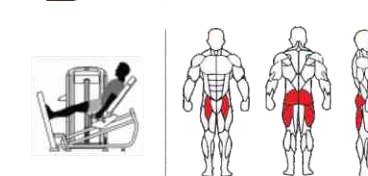
**TE10**  
TOTAL ABDOMINAL  
N.W:205kg  
size:1420×1130×1630mm  
Packing Size:1620×920×420mm



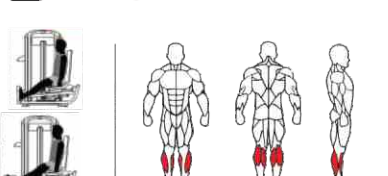
**TE11**  
BACK EXTENSION  
N.W:210kg  
size:1430×1170×1630mm  
Packing Size:1620×920×480mm



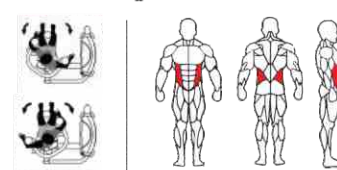
**TE16**  
LEG PRESS  
Weight:335kg  
Size:1980×1220×1630mm  
Packing Size:1820×1120×650mm



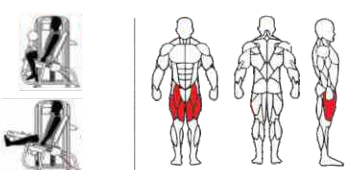
**TE17**  
SEATED CALF TRAINER  
Weight:230kg  
Size:1340×1120×1630mm  
Packing Size:1620×920×400mm



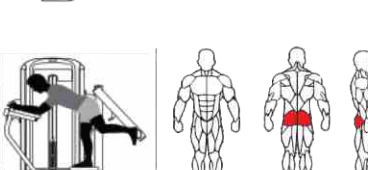
**TE12**  
ROTARY TORSO  
N.W:230kg  
size:1120×1390×1630mm  
Packing Size:1620×1120×720mm



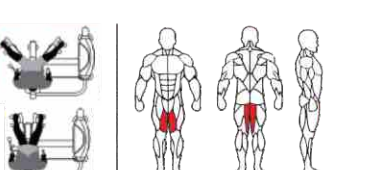
**TE13**  
LEG EXTENSION  
N.W:257kg  
size:1320×1270×1630mm  
Packing Size:1620×1120×480mm




**TE18**  
REAR KICK  
Weight:200kg  
Size:1350×1000×1630mm  
Packing Size:1720×1020×480mm



**TE19**  
INNER THIGH ADDUCTOR  
Weight:212kg  
Size:1320×1500×1630mm  
Packing Size:1620×1120×520mm

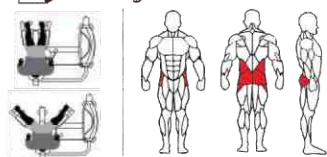






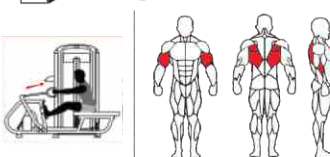
**TE20**  
OUTER THIGH ABDUCTOR

Weight: 207kg  
Size: 1320×1400×1630mm  
Packing Size: 1620×1120×620mm



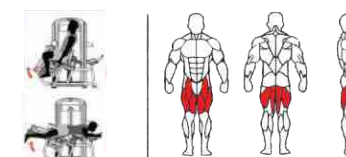
**TE22**  
ISO LONG PULL

Weight: 235kg  
Size: 2000×1170×1630mm  
Packing Size: 2020×920×520mm



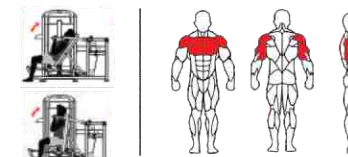
**TE28**  
HORIZONTAL AND SEATED LEG CURL

Weight: 242kg  
Size: 1260×1860×1630mm  
Packing Size: 1620×1120×520mm



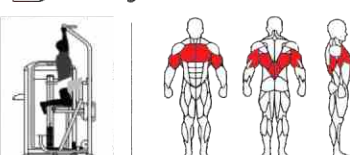
**TE29**  
SHOULDER PRESS/SEATED CHEST PRESS

Weight: 255kg  
Size: 1500×1970×1630mm  
Packing Size: 2020×1120×520mm



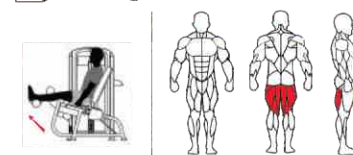
**TE24**  
DIP /CHIN ASSIST

Weight: 310kg  
Size: 1570×1230×2250mm  
Packing Size: 2320×1170×530mm



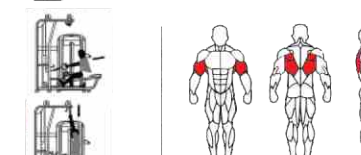
**TE25**  
SEATED LEG CURL/EXTENSION

Weight: 272kg  
Size: 1720×1250×1630mm  
Packing Size: 1620×1120×570mm



**TE30**  
LAT PULL DOWN/LOW ROW

Weight: 265kg  
Size: 1860×1670×2180mm  
Packing Size: 2220×1120×420mm




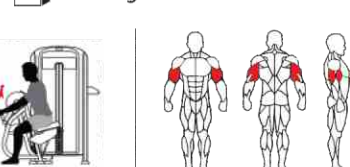
**TE31**  
ABDOMINAL CRUNCH/LOW BACK

Weight: 205kg  
Size: 1420×1200×1630mm  
Packing Size: 1620×1020×470mm



**TE26**  
BICEPS/TRICEPS

Weight: 210kg  
Size: 1520×1190×1630mm  
Packing Size: 1620×1120×480mm



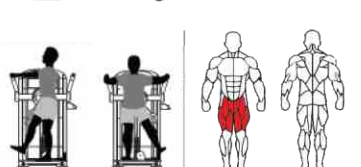
**TE27**  
ABDUCTOR/ADDUCTOR

Weight: 222kg  
Size: 1450×1330×1630mm  
Packing Size: 1620×1120×620mm



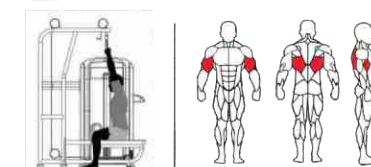
**TE32**  
MULTI HIP

Weight: 205kg  
Size: 1200×1060×1630mm  
Packing Size: 1620×1020×470mm



**TE33**  
LAT PULLDOWN

Weight: 240kg  
Size: 1600×1680×2180mm  
Packing Size: 2220×1120×420mm





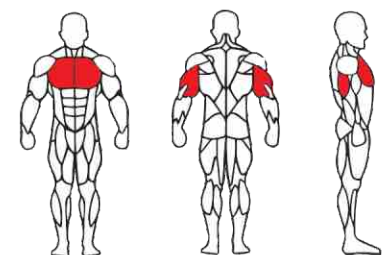
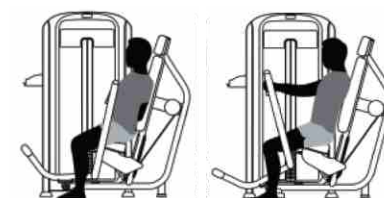
# STRENGTH TF SERIES PINS-SELECTED

## TF01 CHEST PRESS

Fixed instrument exercise is a safe and effective way to improve physical fitness and muscle sensation. The most typical chest exercise is sitting chest push, which can effectively improve the sensation of chest muscles and improve the strength of the shoulder joint, elbow joint and wrist joint. Lay a solid foundation for dumbbell barbell bench press exercises in the future.



**Weight:** 230kg  
**size:** 1550×1500×1630mm  
**Packing Size:**  
1720×1120×650mm

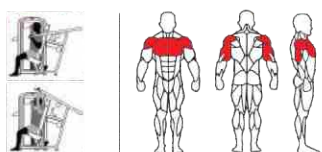


TF series: 4 types of covers for option

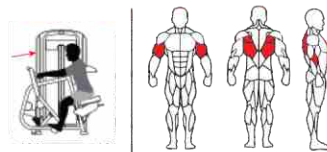




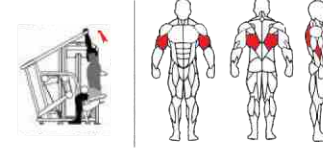
**TF02**  
SHOULDER PRESS  
Weight:245kg  
size:1980×1450×1630mm  
Packing Size:1620×1120×440mm



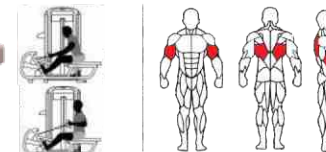
**TF03**  
ROWING MACHINE  
Weight:218kg  
size:1330×1340×1630mm  
Packing Size:1620×1120×480mm



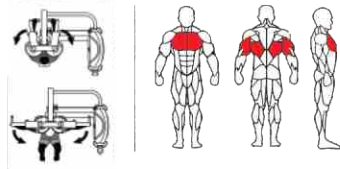
**TF08**  
LAT PULLDOWN  
Weight:264kg  
size:1720×1580×1830mm  
Packing Size:1620×1170×460mm



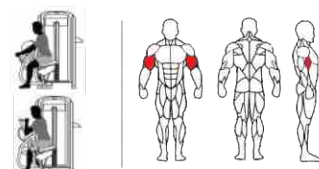
**TF09**  
LOW ROW  
Weight:208kg  
size:1760×1080×1630mm  
Packing Size:1720×920×480mm



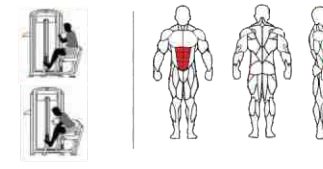
**TF04**  
PEC FLY  
Weight:252kg  
size:1490×1340×2080mm  
Packing Size:2120×1120×520mm



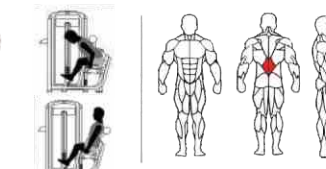
**TF05**  
ARM CURL  
Weight:198kg  
size:1360×1160×1630mm  
Packing Size:1620×1120×480mm



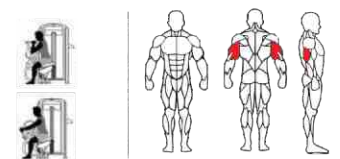
**TF10**  
TOTAL ABDOMINAL  
N.W:205kg  
size:1420×1130×1630mm  
Packing Size:1620×920×420mm



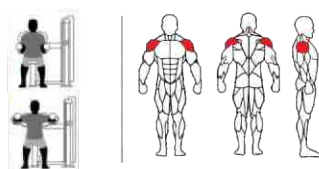
**TF11**  
BACK EXTENSION  
N.W:210kg  
size:1430×1170×1630mm  
Packing Size:1620×920×480mm



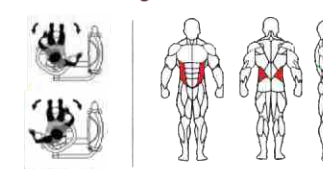
**TF06**  
TRICEPS PRESS  
Weight:203kg  
size:1400×1160×1630mm  
Packing Size:1620×1120×480mm



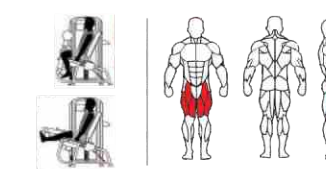
**TF07**  
LATERAL RAISE  
Weight:215kg  
size:1340×1320×1630mm  
Packing Size:1620×1220×700mm



**TF12**  
ROTARY TORSO  
N.W:230kg  
size:1120×1390×1630mm  
Packing Size:1620×1120×720mm



**TF13**  
LEG EXTENSION  
N.W:257kg  
size:1320×1270×1630mm  
Packing Size:1620×1120×480mm



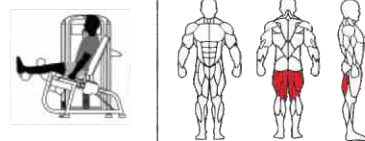




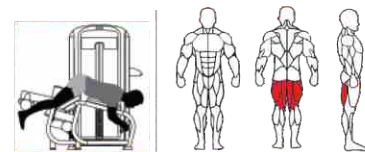
**BEAT**  
YOUR SELF



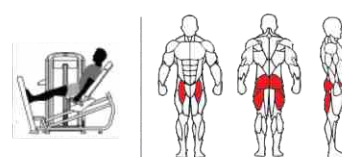
**TF14**  
SEATED LEG CURL  
Weight:276kg  
Size:1660×1280×1630mm  
Packing Size:1620×1120×480mm



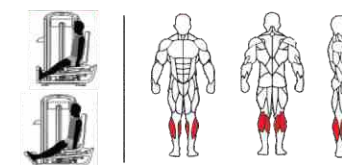
**TF15**  
PRONE LEG CURL  
Weight:235kg  
Size:1630×1120×1630mm  
Packing Size:1620×1120×480mm



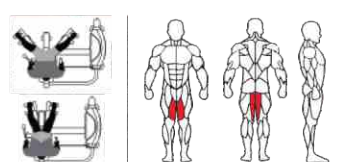
**TF16**  
LEG PRESS  
Weight:335kg  
Size:1980×1220×1630mm  
Packing Size:1820×1120×650mm



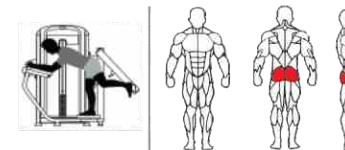
**TF17**  
SEATED CALF TRAINER  
Weight:230kg  
Size:1340×1120×1630mm  
Packing Size:1620×920×400mm



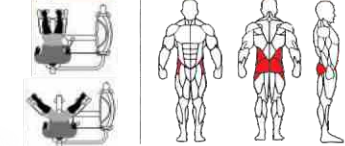
**TF19**  
INNER THIGH ADDUCTOR  
Weight:212kg  
Size:1320×1500×1630mm  
Packing Size:1620×1120×520mm



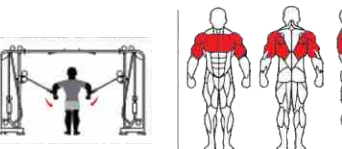
**TF18**  
REAR KICK  
Weight:200kg  
Size:1350×1000×1630mm  
Packing Size:1720×1020×480mm



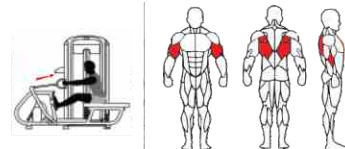
**TF20**  
OUTER THIGH ABDUCTOR  
Weight:207kg  
Size:1320×1400×1630mm  
Packing Size:1620×1120×620mm



**TF21**  
CABLE CROSSOVER  
Weight:339kg  
Size:3860×700×2330mm  
Packing Size:2690×1120×770mm



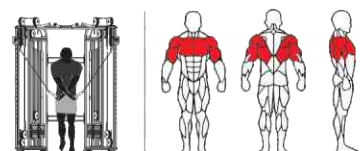
**TF22**  
ISO LONG PULL  
Weight:235kg  
Size:2000×1170×1630mm  
Packing Size:2020×920×520mm



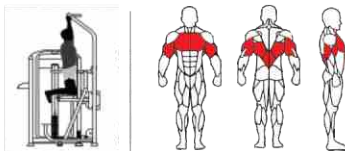




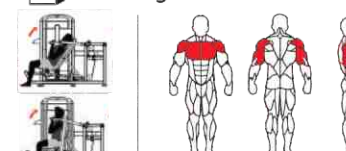
**TF23**  
FUNCTIONAL TRAINER  
Weight:340kg  
Size:1930×1000×2330mm  
Packing Size:2420×1120×460mm



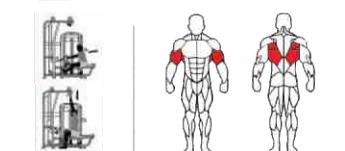
**TF24**  
DIP /CHIN ASSIST  
Weight:310kg  
Size:1570×1230×2250mm  
Packing Size:2320×1170×530mm



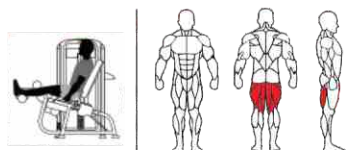
**TF29**  
SHOULDER PRESS/SEATED CHEST PRESS  
Weight:255kg  
Size:1500×1970×1630mm  
Packing Size:2020×1120×520mm



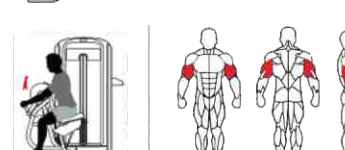
**TF30**  
LAT PULL DOWN/LOW ROW  
Weight:265kg  
Size:1860×1670×2180mm  
Packing Size:2220×1120×420mm



**TF25**  
SEATED LEG CURL/EXTENSION  
Weight:272kg  
Size:1720×1250×1630mm  
Packing Size:1620×1120×570mm




**TF26**  
BICEPS/TRICEPS  
Weight:210kg  
Size:1520×1190×1630mm  
Packing Size:1620×1120×480mm



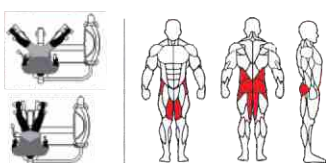
**TF31**  
ABDOMINAL CRUNCH/LOW BACK  
Weight:205kg  
Size:1420×1200×1630mm  
Packing Size:1620×1020×470mm



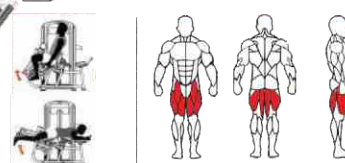
**TF32**  
MULTI HIP  
Weight:205kg  
Size:1200×1060×1630mm  
Packing Size:1620×1020×470mm



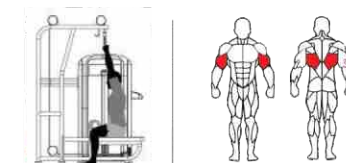
**TF27**  
ABDUCTOR/ADDUCTOR  
Weight:222kg  
Size:1450×1330×1630mm  
Packing Size:1620×1120×620mm



**TF28**  
HORIZONTAL AND SEATED LEG CURL  
Weight:242kg  
Size:1260×1860×1630mm  
Packing Size:1620×1120×520mm



**TF33**  
LAT PULLDOWN  
Weight:240kg  
Size:1600×1680×2180mm  
Packing Size:2220×1120×420mm





# STRENGTH

## TB SERIES

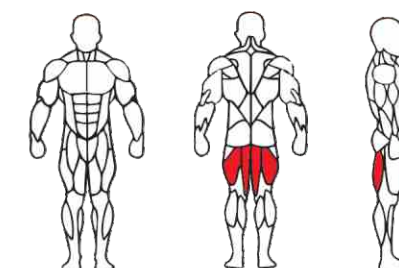

### PINS-SELECTED

## TB01 PRONE LEG CURL

Prone leg curl exercise is a joint exercise. It is mainly done by bending the knees. It can exercise the muscles on the back of the thigh effectively. This is a necessary exercise for fitness and a necessary class for leg training. It could help your leg muscles develop in an all-round way.



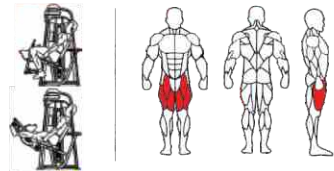
**Weight:** 206kg  
**Size:** 1530×920×1620mm  
**Packing Size:**  
1720×1120×520mm



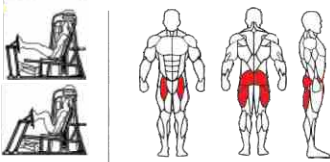




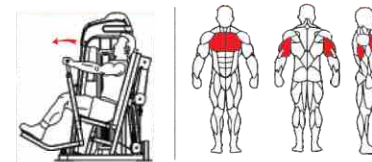
**TB02**  
LEG EXTENSION  
Weight: 223kg  
Size: 1500×1000×1620mm  
Packing Size: 1720×1120×550mm



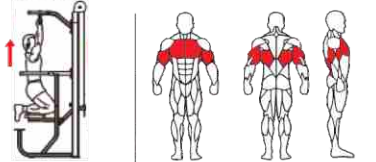
**TB03**  
LEG PRESS  
Weight: 305kg  
Size: 2080×1000×1620mm  
Packing Size: 2020×1120×620mm



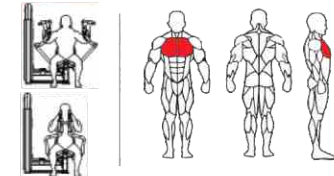
**TB08**  
VERTICAL PRESS  
Weight: 221kg  
Size: 1300×1350×1620mm  
Packing Size: 1720×1120×470mm



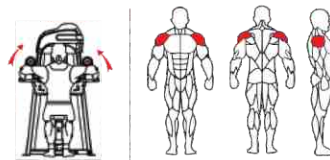
**TB09**  
DIP/CHIN ASSIST  
Weight: 240kg  
Size: 1120×1400×2300mm  
Packing Size: 2420×1120×450mm



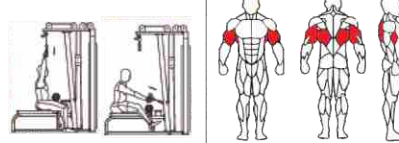
**TB04**  
BUTTERFLY  
Weight: 198kg  
Size: 1240×850×1620mm  
Packing Size: 1720×1120×720mm



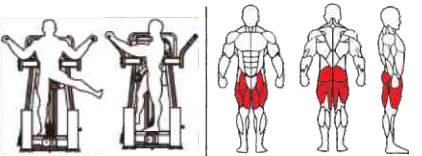
**TB05**  
LATERAL RAISE  
Weight: 173kg  
Size: 1275×850×1620mm  
Packing Size: 1720×1120×450mm



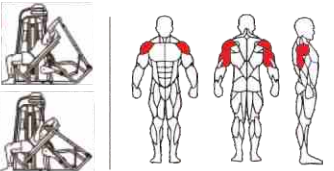
**TB10**  
LAT PULL DOWN/LONG PULL  
Weight: 256kg  
Size: 1930×1030×2300mm  
Packing Size: 2400×1120×480mm



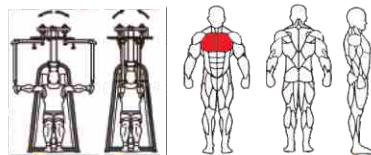
**TB11**  
MULTI HIP  
Weight: 255kg  
Size: 1290×1050×1620mm  
Packing Size: 1720×1120×720mm



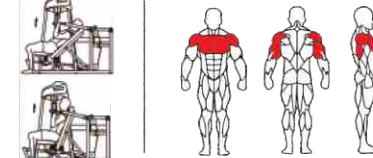
**TB06**  
SHOULDER PRESS  
Weight: 240kg  
Size: 1880×1320×1620mm  
Packing Size: 1820×1120×550mm



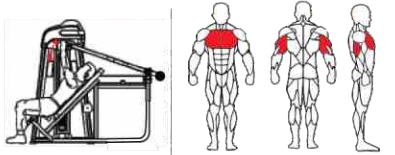
**TB07**  
PEARL DELT/PEC FLY  
Weight: 241kg  
Size: 1200×850×2010mm  
Packing Size: 2120×1120×520mm



**TB12**  
SHOULDER PRESS/SEATED CHEST PRESS  
Weight: 274kg  
Size: 1860×1460×1620mm  
Packing Size: 2020×1120×520mm



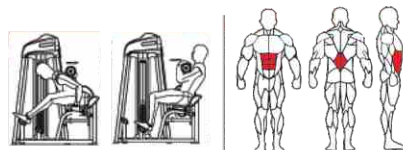
**TB13**  
INCLINE PRESS  
Weight: 244kg  
Size: 2140×1430×1620mm  
Packing Size: 2020×1120×570mm







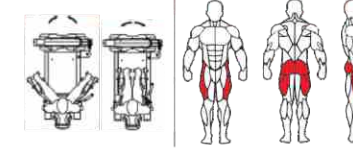
**TB14**  
ABDOMINAL CRUNCH/LOWER BACK  
Weight: 223kg  
Size: 1280×1000×1620mm  
Packing Size: 1720×1120×620mm



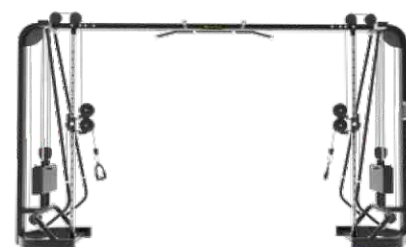
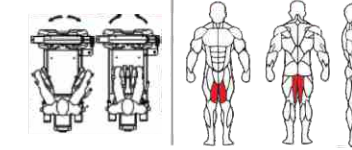
**TB15**  
ADJUSTABLE CROSSOVER  
Weight: 330kg  
Size: 4140×1030×2300mm  
Packing Size: 2690×1120×620mm



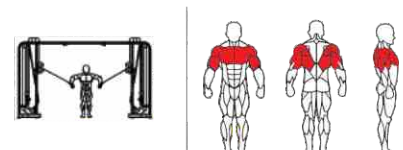
**TB21**  
OUTER THIGH ABDUCTOR  
Weight: 216kg  
Size: 1540×880×1620mm  
Packing Size: 1620×1000×790mm



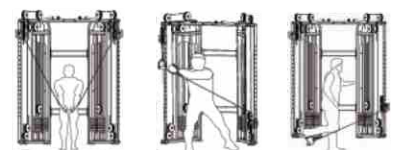
**TB22**  
INNER THIGH ABDUCTOR  
Weight: 216kg  
Size: 1540×880×1620mm  
Packing Size: 1620×1000×790mm



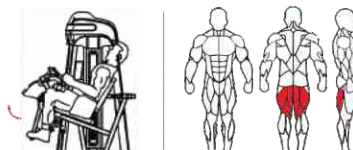
**TB16**  
ADJUSTABLE CROSSOVER  
Weight: 312kg  
Size: 3860×715×2270mm  
Packing Size: 2690×1120×740mm



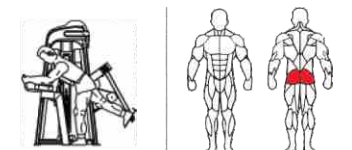
**TB17**  
FUNCTIONAL TRAINER  
Weight: 354kg  
Size: 1050×1950×2300mm  
Packing Size: 2370×1120×380mm



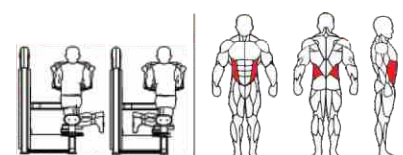
**TB23**  
LEG CURL  
Weight: 247kg  
Size: 1660×975×1620mm  
Packing Size: 1720×1120×570mm



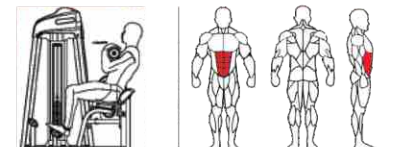
**TB24**  
GLUTE ISOLATOR  
Weight: 189kg  
Size: 1190×900×1620mm  
Packing Size: 1720×1120×570mm



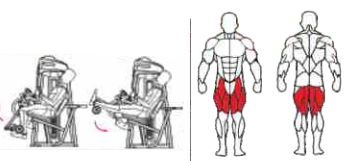
**TB18**  
ROTARY TORSO  
Weight: 190kg  
Size: 1110×1050×1620mm  
Packing Size: 1720×1120×520mm



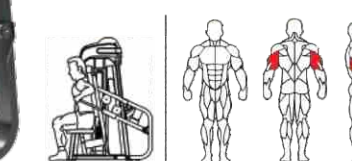
**TB19**  
ABDOMINAL ISOLATOR  
Weight: 193kg  
Size: 1230×990×1620mm  
Packing Size: 1720×1120×620mm



**TB25**  
SEATED LEG CURL/EXTENSION  
Weight: 253kg  
Size: 1480×990×1620mm  
Packing Size: 1720×1120×520mm



**TB26**  
SEATED DIP  
Weight: 228kg  
Size: 1600×1140×1620mm  
Packing Size: 1720×1120×520mm

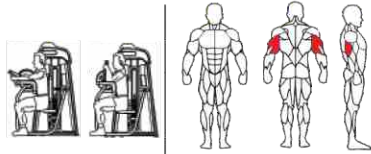






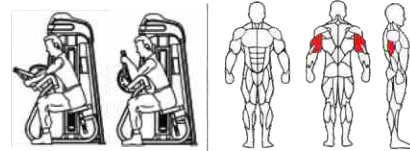
**TB27**  
SEATED TRICEP-FLAT

Weight: 182kg  
Size: 1150×960×1620mm  
Packing Size: 1720×1120×570mm



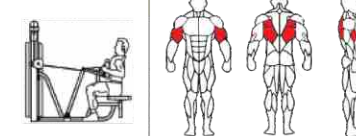
**TB28**  
TRICEPS EXTENSION

Weight: 177kg  
Size: 1290×960×1620mm  
Packing Size: 1720×1120×400mm



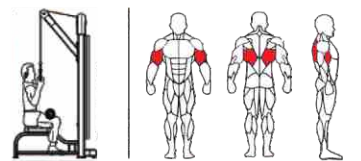
**TB34**  
VERTICAL ROW

Weight: 198kg  
Size: 1570×1200×1620mm  
Packing Size: 1720×1120×570mm



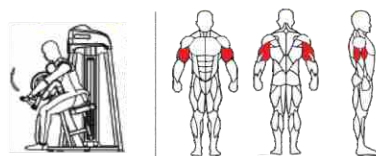
**TB35**  
PULLDOWN

Weight: 215kg  
Size: 1255×1215×2280mm  
Packing Size: 2420×1120×420mm



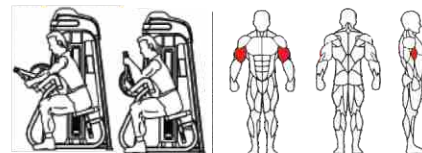
**TB29**  
BICEPS/TRICEPS

Weight: 214kg  
Size: 1400×940×1620mm  
Packing Size: 1720×1120×470mm



**TB30**  
CAMBER CURL

Weight: 184kg  
Size: 1220×930×1620mm  
Packing Size: 1720×1120×400mm




**TB36**  
FLAT BENCH

Weight: 36kg  
Size: 1420×570×430mm  
Packing Size: 1420×420×250mm



**TB37**  
ADJUSTABLE ABDOMINAL BENCH

Weight: 48kg  
Size: 1660×670×770mm  
Packing Size: 1440×590×420mm



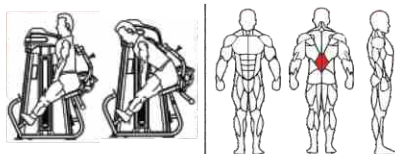
**TB38**  
MULTI-PURPOSE BENCH

Weight: 28kg  
Size: 1200×670×840mm  
Packing Size: 1240×440×250mm



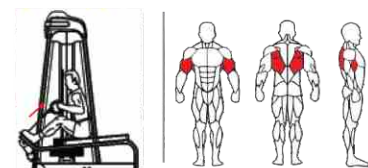
**TB31**  
BACK EXTENSION

Weight: 182kg  
Size: 1255×990×1620mm  
Packing Size: 1720×1120×620mm



**TB33**  
LONG PULL

Weight: 226kg  
Size: 1650×1300×2030mm  
Packing Size: 2120×1120×440mm



**TB39**  
SUPER BENCH

Weight: 45kg  
Size: 1400×670×440mm  
Packing Size: 1370×450×340mm



**TB41**  
OLYMPIC DECLINE BENCH

Weight: 78kg  
Size: 2060×1660×1220mm  
Packing Size: 1470×1120×350mm



**TB42**  
OLYMPIC INCLINE BENCH

Weight: 82kg  
Size: 1980×1660×1400mm  
Packing Size: 1470×1120×350mm






**TB43**  
OLYMPIC FLAT BENCH

 Weight:61kg  
 Size:1670×1660×1230mm  
 Packing Size:1370×770×360mm



**TB44**  
SEATED PREACHER CURL

 Weight:46kg  
 Size:1340×780×940mm  
 Packing Size:1240×940×320mm



**TB45**  
BACK EXTENSION

 Weight:45kg  
 Size:1130×920×750mm  
 Packing Size:1240×970×440mm



**TB49**  
DUMBBELL RACK

 Weight:66kg  
 Size:2480×750×805mm  
 Packing Size:2340×310×190mm/970×740×290mm



**TB50**  
SQUAT RACK

 Weight:95kg  
 Size:1780×1680×1790mm  
 Packing Size:2240×1120×350mm



**TB51**  
OLYMPIC SEATED BENCH

 Weight:110kg  
 Size:1510×1580×1760mm  
 Packing Size:1940×1120×370mm



**TB46**  
INCLINE LEVEL ROW

 Weight:110kg  
 Size:1880×850×560mm  
 Packing Size:1920×920×470mm



**TB47**  
VERTICAL KNESS UP/DIP

 Weight:69kg  
 Size:1170×750×1600mm  
 Packing Size:1720×1220×350mm




**TB48**  
POWER CAGE

 Weight:135kg  
 Size:1480×1330×2290mm  
 Packing Size:2370×1570×370mm



**TB52**  
ABDUCTOR/ADDUCTOR

 Weight:230kg  
 Size:1550×880×1620mm  
 Packing Size:1620×1000×790mm



**TB53**  
HANDLE RACK

 Weight:54kg  
 Size:1170×740×1050mm  
 Packing Size:1140×1040×360mm



**TB54**  
PLATE TREE

 Weight:25kg  
 Size:580×650×1290mm  
 Packing Size:1140×440×270mm





**TB55**  
BARBELL RACK

 Weight:69kg  
 Size:1000×810×1450mm  
 Packing Size:1520×1070×320mm



**TB56**  
45 DEGREE LEG PRESS

 Weight:215kg  
 Size:2190×1640×1260mm  
 Packing Size:1820×1120×570mm



**TB57**  
HACK SLIDE

 Weight:203kg  
 Size:2240×1640×1270mm  
 Packing Size:2270×1410×570mm



**TB63**  
SMITH MACHINE

 Weight:284kg  
 Size:1450×2200×2200mm  
 Packing Size:2270×1520×370mm



**TB65**  
SUPER SQUAT

 Weight:196kg  
 Size:1990×1640×1450mm  
 Packing Size:2140×1120×680mm



**TB67**  
BEAUTY DUMBBELL RACK

 Weight:69kg  
 Size:1640×650×1010mm  
 Packing Size:1470×720×330mm



**TB59**  
DEGREE LE G PRESS/HACK SLIDE

 Weight:254kg  
 Size:2370×1640×1450mm  
 Packing Size:1840×1520×640mm



**TB61**  
INCLINE LEVEL ROW

 Weight:60kg  
 Size:1800×1000×1160mm  
 Packing Size:1560×1020×440mm



**TB62**  
SEATED CALF

 Weight:53kg  
 Size:1460×630×1000mm  
 Packing Size:1120×880×400mm



**TB66**  
MULTI-JUNGLE(4 STATION)

 Weight:820kg  
 Size:2710×2520×2725mm  
 Packing Size:2420×1120×900mm



**TB68**  
POWER RACK

 Weight:148kg  
 Size:1610×1780×2410mm  
 Packing Size:2370×1020×270mm



**TB69**  
FOREARM MACHINE

 Weight:110kg  
 Size:535×640×950mm  
 Packing Size:1120×720×520mm



**TB70**  
ABDOMINAL TRAINER

 Weight:60kg  
 Size:1530×890×980mm  
 Packing Size:1220×1140×420mm





**TB71**  
STRETCH TRAINER  
Weight:46kg  
Size:1450×520×1150mm  
Packing Size:1170×770×520mm



**TB73**  
3D SMITH  
Weight:265kg  
Size:2220×2190×2270mm  
Packing Size:2320×1020×420mm



**TB80**  
CHIN UP/DIP & KNEE UP  
Weight:89kg  
Size:1470×1360×2210mm  
Packing Size:2120×1120×420mm



**TB88**  
DUMBB ELL RACK  
Weight:70kg  
Size:2480×720×820mm  
Packing Size:2340×310×190mm/970×740×290mm



**TB89**  
FUNCTIONAL TRAINER AND SQUAT RACK  
Weight:420kg  
Size:1940×1680×2300mm  
Packing Size:2380×1400×470mm



**TB92**  
CHIN UP/DIP & KNEE UP  
Weight:92kg  
Size:1140×1350×2280mm  
Packing Size:2230×1200×400mm



**TB81**  
PULLDOWN  
Weight:200kg  
Size:1450×1030×2340mm  
Packing Size:2260×1130×450mm



**TB86**  
FLAT/INCLINE/DECLINE BENCH PRESS  
Weight:140kg  
Size:1040×1770×1390/1600×760×580mm  
Packing Size:1470×1120×520mm



**TB87**  
SMITH/SQUAT RACK  
Weight:362kg  
Size:2240×2195×2190mm  
Packing Size:2270×2000×370mm



**TB91**  
PRONE LEG CURL/LEG PRESS  
Weight:220kg  
Size:1700×930×1620mm  
Packing Size:1720×1120×570mm



**TB93**  
SMITH/SQUAT RACK/FUNCTIONAL TRAINER 3 IN 1  
Weight:263kg  
Size:1760×2200×2290mm  
Packing Size:2320×1570×370mm



**TB93B**  
SMITH/SQUAT RACK/FUNCTIONAL TRAINER 3 IN 1  
Weight:343kg  
Size:1760×2200×2290mm  
Packing Size:2320×1570×370mm





A COMPLETE RANGE OF IMPORTED  
COMMERCIAL FITNESS EQUIPMENT

A COMPLETE RANGE OF IMPORTED  
COMMERCIAL FITNESS EQUIPMENT

**STRENGTH  
TM SERIES  
PLATE LOADED**

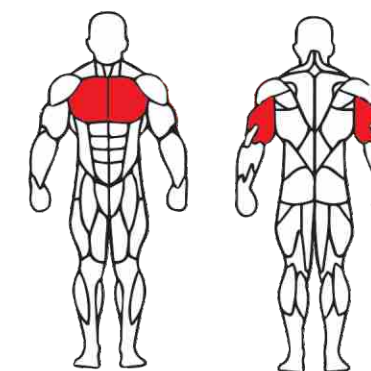
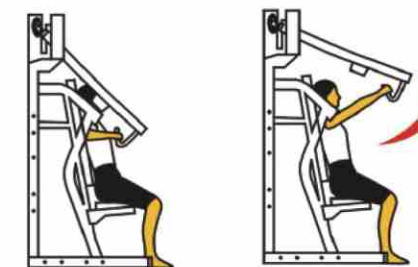
30

## TM01 INCLINE CHEST PRESS

Training with stationary training equipment is a safe and effective way to improve physical quality and muscle sensation. The most typical chest exercise is sitting chest press, which can improve effectively the sensation of chest muscles and improve the strength of the shoulder joint, elbow joint and wrist joint. Lay a solid foundation for dumbbell, barbell bench press exercises in future.



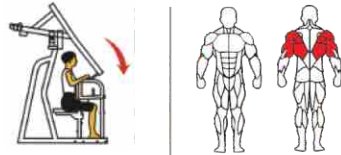
- kg Weight: 147kg
- Size: 1640×900×1937mm
- Packing Size:  
1620×1020×520mm



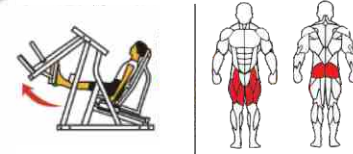





**TM02**  
HIGH ROW  
Weight:159kg  
Size:1610×1530×2010mm  
Packing Size:1670×1120×520mm



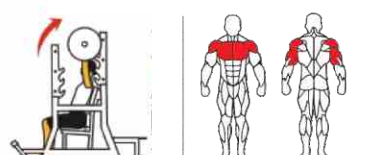
**TM03**  
ISO-LATERAL LEG PRESS  
Weight:145kg  
Size:1770×1690×1500mm  
Packing Size:1670×1120×720mm



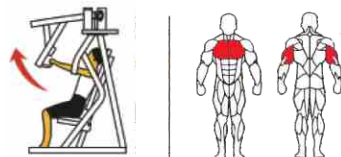
**TM08**  
SQUAT LUNGE  
Weight:120kg  
Size:1630×1360×890mm  
Packing Size:1470×1020×1020mm



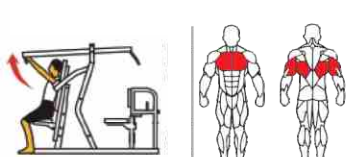
**TM10**  
VERTICAL BENCH  
Weight:100kg  
Size:1840×1250×1660mm  
Packing Size:1720×1120×420mm



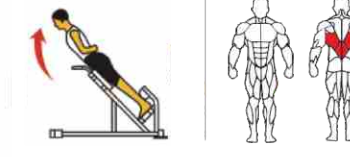
**TM04**  
SEATED CHEST PRESS  
Weight:152kg  
Size:1300×1840×1860mm  
Packing Size:1720×1120×600mm



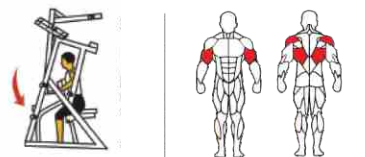
**TM05**  
SEATED CHEST PRESS & LAT PULL DOWN  
Weight:187.5kg  
Size:2070×1690×2030mm  
Packing Size:2120×1140×520mm



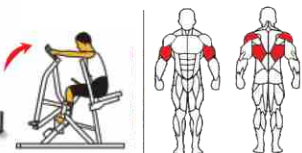
**TM11**  
BACK EXTENSION  
Weight:46kg  
Size:1360×740×800mm  
Packing Size:1220×650×470mm



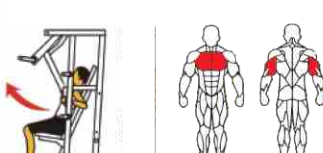
**TM13**  
SEATED DY ROW  
Weight:160kg  
Size:1465×1625×2140mm  
Packing Size:1870×1370×460mm



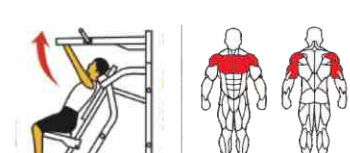
**TM06**  
ISO-LATERAL ROW  
Weight:120kg  
Size:1490×1430×1380mm  
Packing Size:1920×800×620mm



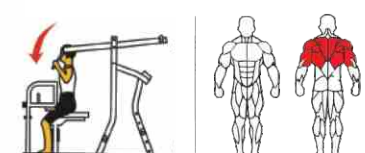
**TM07**  
WIDE CHEST PRESS  
Weight:158.5kg  
Size:1180×2000×1720mm  
Packing Size:1720×1120×550mm



**TM15**  
SEATED INCLINE CHEST PRESS  
Weight:130kg  
Size:1300×1690×1530mm  
Packing Size:1400×1120×520mm



**TM16**  
FRONT LAT PULLDOWN  
Weight:156kg  
Size:1830×1390×1990mm  
Packing Size:1970×1120×420mm







TM17

LATERAL LEG EXTENSION

kg

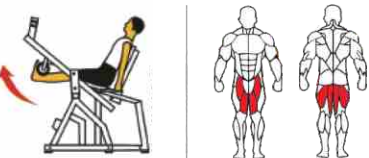
Weight:125kg

mm

Size:1650×1890×1480mm

mm

Packing Size:1620×1120×600mm



TM18

LATERAL LEG CURL

kg

Weight:100kg

mm

Size:1660×2020×1000mm

mm

Packing Size:1420×1020×800mm



TM27

WIDE PULLDOWN

Pull back from a high position, practice the latissimus dorsi (width), lower trapezius (width), auxiliary parts, biceps. Method: Sitting position, chest and abdomen standing waist, hands wider than shoulders, palms forward holding the lever, both arms are pulled vertically to the front of the neck, exhale at the same time, stabilize for 2 seconds, slowly return to 90% of the original path ( Just don't put it back completely, always keep exerting force), inhale at the same time, and repeat the above actions.

[HOME](#)
[ABOUT US](#)
[CONTACT US](#)
[TERMS & CONDITIONS](#)
[PRIVACY POLICY](#)
[FAQS](#)
[BLOG](#)
[GALLERY](#)
[PRODUCTS](#)
[SERVICES](#)
[ABOUT US](#)
[CONTACT US](#)
[TERMS & CONDITIONS](#)
[PRIVACY POLICY](#)
[FAQS](#)
[BLOG](#)
[GALLERY](#)



TM20

ARM CURL

kg

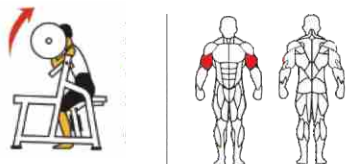
Weight:73kg

mm

Size:1170×800×1080mm

mm

Packing Size:1140×1140×420mm



TM21

SHOULDER PRESS

kg

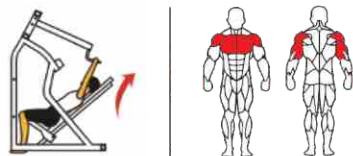
Weight:145kg

mm

Size:1410×1860×1890mm

mm

Packing Size:1720×1120×440mm



TM23

SEATED CALF MACHINE

kg

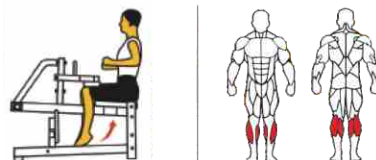
Weight:68kg

mm

Size:1230×750×870mm

mm

Packing Size:1270×770×500mm



TM25

LOW ROW

kg

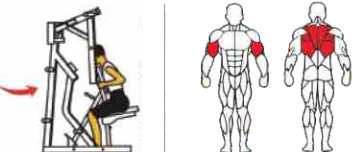
Weight:130kg

mm

Size:1270×1380×1670mm

mm

Packing Size:1570×1120×520mm



kg

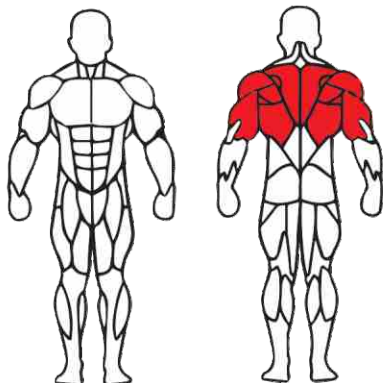
Weight:145kg

mm

Size:1760×1180×2010

mm

Packing Size:1720×1120×520mm

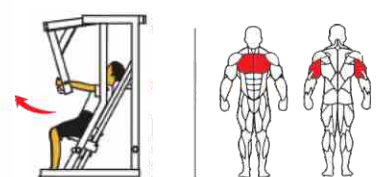






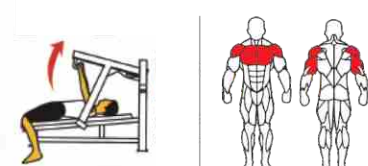
**TM26**  
SEATED CHEST PRESS

Weight:155kg  
Size:1200×1880×1800mm  
Packing Size:1720×1120×520mm



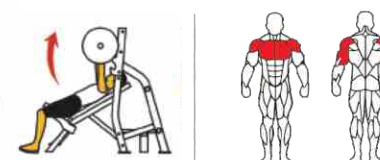
**TM28**  
HORIZONTAL BENCH PRESS

Weight:96kg  
Size:1750×1730×1110mm  
Packing Size:1670×1020×520mm




**TM42**  
INCLINE OLYMPIC BENCH

Weight:91.4kg  
Size:1630×1710×1520mm  
Packing Size:1670×870×470mm



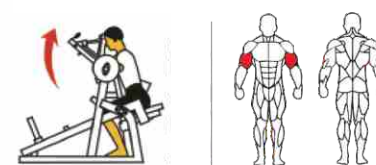
**TM44**  
KNEE UP/DIP

Weight:78kg  
Size:1010×889×1832mm  
Packing Size:1570×1020×620mm



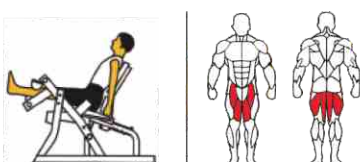
**TM29**  
SEATED BICEPS

Weight:98kg  
Size:1510×1460×1470mm  
Packing Size:1420×1120×470mm



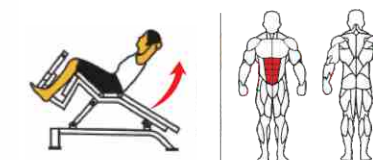
**TM37**  
SEATED LEG EXTENSION

Weight:154kg  
Size:1482×1860×1060mm  
Packing Size:1420×1020×520mm




**TM45**  
ADJUSTABLE ABDOMINAL

Weight:45kg  
Size:1470×770×1040mm  
Packing Size:1420×820×570mm



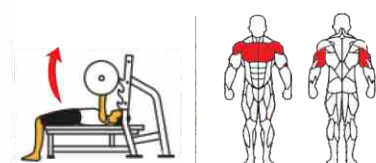
**TM48**  
LAYDOWN PECFLY

Weight:74.5kg  
Size:1918×1066×897mm  
Packing Size:1670×840×550mm



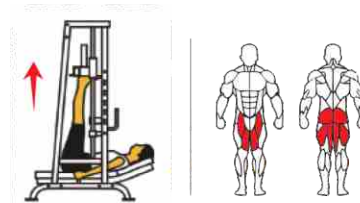
**TM38**  
FLAT OLYMPIC BENCH

Weight:84kg  
Size:1620×1710×1300mm  
Packing Size:1370×770×360mm



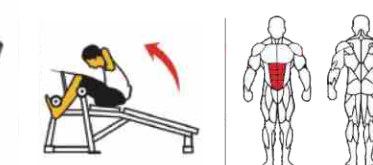
**TM39**  
90 DEGREE LEG PRESS

Weight:150kg  
Size:1320×1700×1806mm  
Packing Size:1920×1120×370mm




**TM55**  
DECLINE BENCH

Weight:52kg  
Size:1654×616×886mm  
Packing Size:1320×820×600mm



**TM56**  
INCLINE PECFLY

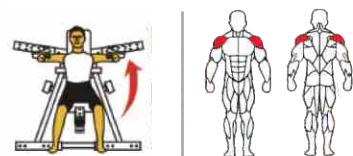
Weight:105kg  
Size:1740×1650×1190mm  
Packing Size:1670×920×520mm



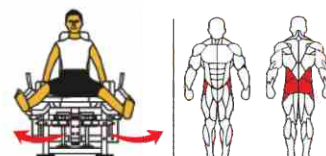




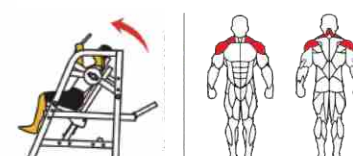
**TM58**  
LATERAL RAISE  
Weight: 92kg  
Size: 950×1370×1330mm  
Packing Size: 1370×920×500mm



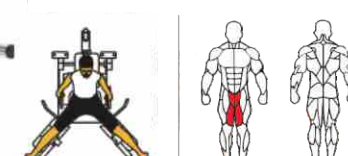
**TM59**  
ABDUCTOR  
Weight: 129kg  
Size: 1770×1190×1190mm  
Packing Size: 1720×1120×520mm




**TM68**  
PULL OVER  
Weight: 160kg  
Size: 1680×1920×1830mm  
Packing Size: 1580×1320×520mm



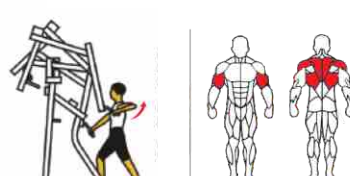
**TM70**  
ADDUCTOR  
Weight: 130kg  
Size: 1630×1190×1190mm  
Packing Size: 1720×1120×520mm



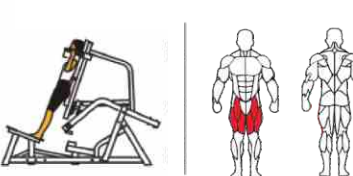
**TM64**  
COMBO INCLINE  
Weight: 146kg  
Size: 1900×1350×2060mm  
Packing Size: 1870×1820×520mm



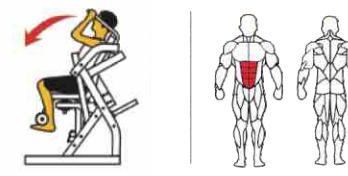
**TM65**  
COMBO DECLINE  
Weight: 156kg  
Size: 1790×1550×2420mm  
Packing Size: 1720×1120×570mm



**TM71**  
V SQUAT  
Weight: 200kg  
Size: 2440×1310×1850mm  
Packing Size: 2320×1020×720mm



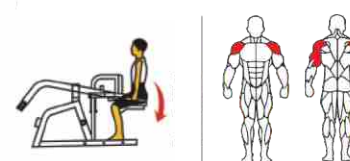
**TM72**  
ABDOMINAL  
Weight: 188kg  
Size: 1100×2020×1600mm  
Packing Size: 1570×1120×600mm



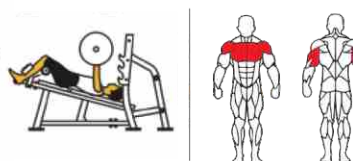
**TM66**  
KNEELING LEG CURL  
Weight: 110kg  
Size: 1170×1800×1410mm  
Packing Size: 1270×1470×500mm



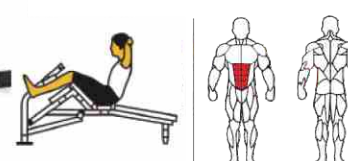
**TM67**  
SEATED DIP  
Weight: 125kg  
Size: 1690×1590×1060mm  
Packing Size: 1870×1020×520mm



**TM73**  
DECLINE OLYMPIC BENCH  
Weight: 110kg  
Size: 2050×1680×1300mm  
Packing Size: 1720×1120×620mm



**TM75**  
ABDOMINAL BENCH  
Weight: 59kg  
Size: 1650×600×850mm  
Packing Size: 1670×820×550mm



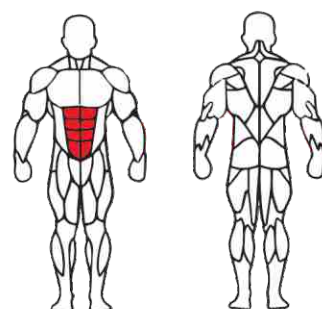


## TM77 ABDOMINAL WORK STATION

Abdominal work station, a comprehensive exercise equipment for abdominal muscle training; you can use supine ups and leg-lifting hanging movements: these two movements stimulate the lower abdomen very well. Lift the legs to tighten the abdomen, and then lift the legs up. If the foundation is good, raise the high point. If the foundation is poor, you can roll up the knee joint. In addition to using the entire rectus abdominis, it mainly depends on the front saw Muscle to stabilize the body. This means that this movement can be trained to the entire abdomen.



**Weight:** 109kg  
**Size:** 2240×930×1850mm  
**Packing Size:**  
1820×1020×620mm



**TM09**  
**SMITH MACHINE**  
**Weight:** 185kg  
**Size:** 2430×1260×2280mm  
**Packing Size:** 2370×1270×420mm



**TM31**  
**OLYMPIC SQUAT RACK**  
**Weight:** 110kg  
**Size:** 1800×1700×1860mm  
**Packing Size:** 1770×870×320mm



**TM14**  
**WEIGHT PLATE TREE**  
**Weight:** 30kg  
**Size:** 740×630×1040mm  
**Packing Size:** 1120×820×320mm



**TM34**  
**FLAT BENCH**  
**Weight:** 40kg  
**Size:** 1270×470×410mm  
**Packing Size:** 1240×440×250mm



**TM22**  
**SQUAT HIGH PULL**  
**Weight:** 95kg  
**Size:** 1830×1635×1040mm  
**Packing Size:** 1470×1020×520mm



**TM46**  
**MULTI BENCH**  
**Weight:** 90kg  
**Size:** 1850×1180×1400mm  
**Packing Size:** 1220×650×470mm





**TM47**  
DECLINE BENCH  
Weight:96kg  
Size:2290×1297×1775mm  
Packing Size:1540×870×570mm



**TM50**  
DUMBBELL RACK  
Weight:62kg  
Size:2093×507×785mm  
Packing Size:2120×600×270mm



**TM51**  
75 DEGREE INCLINE BENCH  
Weight:27kg  
Size:1250×630×960mm  
Packing Size:1370×770×360mm



**TM80**  
STAND CALF  
Weight:74kg  
Size:1220×1210×1520mm  
Packing Size:1420×1220×370mm



**TM87**  
ADJUSTABLE BENCH  
Weight:58kg  
Size:1570×570×460mm  
Packing Size:1440×480×370mm



**TM88**  
45 DEGREE LEG PRESS  
Weight:160kg  
Size:2190×1640×1400mm  
Packing Size:2020×920×590mm



**TM61**  
BAR RACK  
Weight:60kg  
Size:660×850×1490mm  
Packing Size:1570×740×240mm



**TM86**  
HIP TRAINER B  
Weight:97kg  
Size:2010×1410×1000mm  
Packing Size:2080×870×680mm



**TM76**  
SEATED/STANDING SHRUG  
Weight:93.5kg  
Size:1080×1556×1212mm  
Packing Size:1220×1020×520mm



**TM89**  
ROMAN CHAIR  
Weight:59kg  
Size:1520×740×790mm  
Packing Size:1220×720×520mm



**TM90**  
POWER CAGE  
Weight:230kg  
Size:1963×1720×2815mm  
Packing Size:2770×1020×470mm



**TM91**  
45 DEGREE LEG PRESS  
Weight:256kg  
Size:2400×1620×1490mm  
Packing Size:2270×1120×800mm





**TM92**  
ABDOMINAL

Weight: 42kg  
Size: 1005×560×510mm  
Packing Size: 1070×620×400mm



**TM93**  
ADJUSTABLE ABDOMINAL&BACK EXTENSION

Weight: 176kg  
Size: 1750×1100×1170mm  
Packing Size: 1700×1090×580mm



**TM96**  
BARBELL RACK

Weight: 80kg  
Size: 1000×740×1530mm  
Packing Size: 1670×1120×220mm



**TM97**  
ADJUST BENCH 3 DEGREE

Weight: 76kg  
Size: 1730×510×560mm  
Packing Size: 1770×560×320mm



**TM99**  
ROGER SUPPER VERTICAL LEG PRESS

Weight: 175kg  
Size: 1480×1630×1810mm  
Packing Size: 1920×1020×470mm



**TM94**  
STAND TORSO

Weight: 21kg  
Size: 740×550×1370mm  
Packing Size: 1370×620×230mm




**TM95**  
TORSO MACHINE

Weight: 39kg  
Size: 1720×490×1270mm  
Packing Size: 1670×620×540mm



**TM100**  
CHIN UP

Weight: 69kg  
Size: 1240×1210×2290mm  
Packing Size: 2270×520×370mm



**TM101**  
POWER RACK

Weight: 220kg  
Size: 1980×2840×2540mm  
Packing Size: 2270×1120×470mm



**TM102**  
POWER RACK

Weight: 177kg  
Size: 1520×1400×2570mm  
Packing Size: 2520×1120×440mm



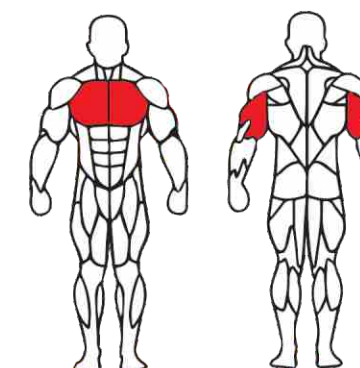
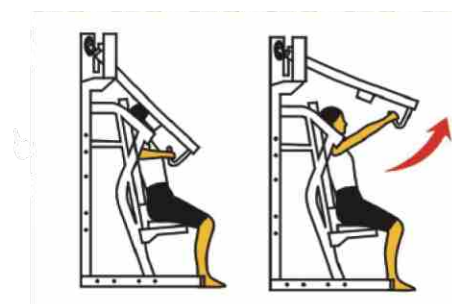
**STRENGTH**  
**TN SERIES**  
**PLATE LOADED**

**TN01 INCLINE CHEST PRESS**

Fixed instrument exercise is a safe and effective way to improve physical fitness and muscle sensation. The most typical chest exercise is sitting chest push, which can effectively improve the sensation of chest muscles and improve the strength of the shoulder joint, elbow joint and wrist joint. Lay a solid foundation for dumbbell barbell bench press exercises in the future.



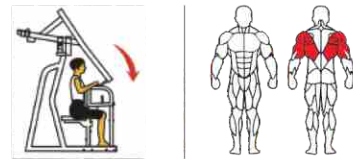
**Weight:** 160kg  
**Size:** 1600×990×1950mm  
**Packing Size:**  
1620×1120×570mm



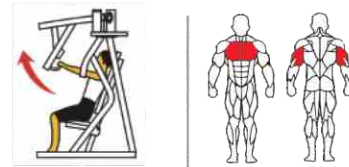




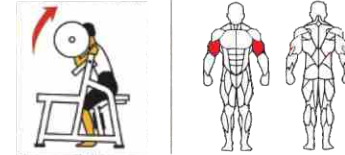
**TN02**  
ROWING LAT PULL DOWN  
Weight:160kg  
Size:1600×1600×2030mm  
Packing Size:1620×1120×570mm




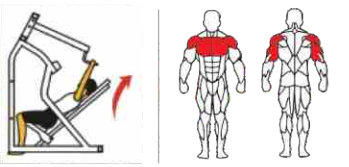
**TN04**  
SEATED CHEST PRESS  
Weight:160kg  
Size:1920×1300×1880mm  
Packing Size:1720×1120×600mm



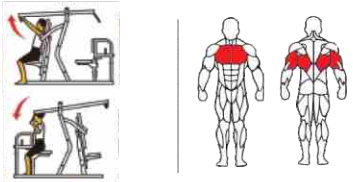
**TN20**  
ARM CURL  
Weight:79kg  
Size:1150×820×1060mm  
Packing Size:1200×1140×420mm



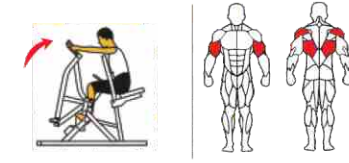
**TN21**  
SHOULDER PRESS  
Weight:150kg  
Size:1860×1460×1920mm  
Packing Size:1720×1120×440mm



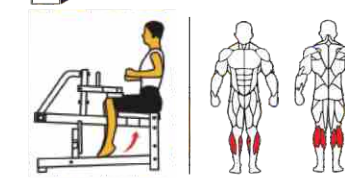
**TN05**  
SEATED CHEST PRESS&LAT PULL DOWN  
Weight:192kg  
Size:2150×1690×2030mm  
Packing Size:2120×1140×520mm




**TN06**  
INCLINE ROW  
Weight:128kg  
Size:1500×1440×1370mm  
Packing Size:1720×1120×620mm



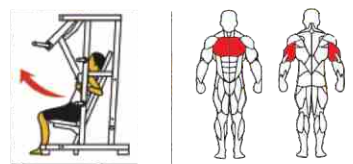
**TN23**  
SEATED CALF MACHINE  
Weight:69kg  
Size:750×1260×850mm  
Packing Size:1320×770×500mm



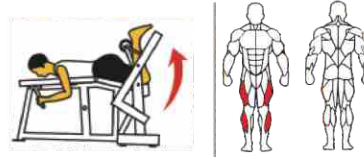
**TN25**  
LOW ROW  
Weight:133kg  
Size:1390×1370×1690mm  
Packing Size:1720×1120×520mm



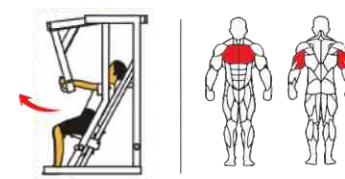
**TN07**  
WIDE CHEST PRESS  
Weight:161kg  
Size:1220×2030×1820mm  
Packing Size:1870×1170×570mm



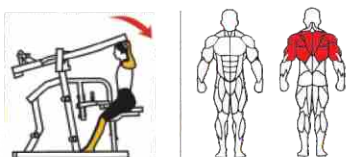
**TN18**  
HORIZONTAL LEG CURL  
Weight:108kg  
Size:1620×1350×1020mm  
Packing Size:1420×1020×640mm



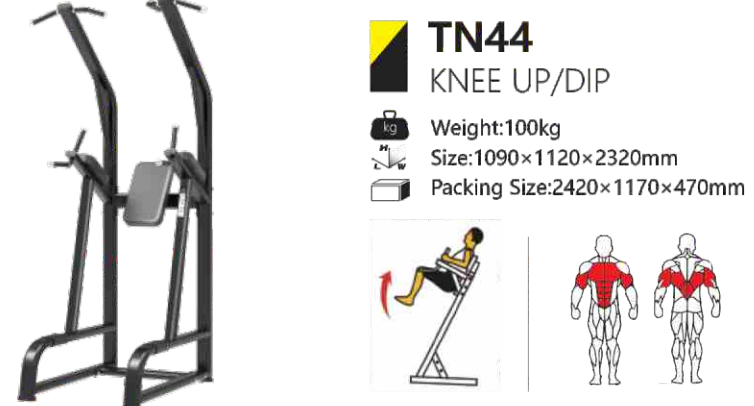
**TN26**  
SEATED CHEST PRESS  
Weight:156kg  
Size:1290×1910×1860mm  
Packing Size:1720×1120×520mm



**TN27**  
LAT PULL DOWN  
Weight:147kg  
Size:1750×1250×2060mm  
Packing Size:1720×1120×520mm











**TN31**  
OLYMPIC SUPER RACK

Weight:113kg  
Size:1800×1780×1850mm  
Packing Size:1820×920×320mm



**TN34**  
FLAT BENCH

Weight:22kg  
Size:1300×520×420mm  
Packing Size:1340×390×300mm



**TN50**  
DUMBBELL RACK

Weight:60kg  
Size:2095×520×790mm  
Packing Size:2120×600×270mm



**TN51**  
75 DEGREE INCLINE BENCH

Weight:26kg  
Size:1300×580×960mm  
Packing Size:1370×770×470mm



**TN87**  
ADJUSTABLE BENCH

Weight:45kg  
Size:1410×680×450mm  
Packing Size:1490×540×400mm



**TN89**  
ROMAN CHAIR

Weight:59kg  
Size:1540×750×820mm  
Packing Size:1200×700×500mm



UNLEASH PASSION AND  
STIMULATE POTENTIAL



**TN91**  
45 DEGREE LEG PRESS

Weight:260kg  
Size:2400×1610×1480mm  
Packing Size:2270×1120×800mm



**TN92**  
ABDOMINAL

Weight:43kg  
Size:1110×570×500mm  
Packing Size:1070×620×400mm



**TN96**  
BARBELL RACK

Weight:98kg  
Size:980×750×1520mm  
Packing Size:1670×1120×220mm



# STRENGTH

## TA SERIES

### PLATE LOADED



**TA05**  
CHEST PRESS

Weight: 120kg  
Size: 1185×1660×1720mm  
Packing Size: 1620×1320×580mm



**TA10**  
WIDE CHEST PRESS TRAINER/SEATED  
DECLINE CHEST PRESS MACHINE

Weight: 120kg  
Size: 1270×1740×1775mm  
Packing Size: 1620×1320×580mm



**TA15**  
INCLINE CHEST PRESS

Weight: 140kg  
Size: 1035×1900×1680mm  
Packing Size: 1720×1120×580mm



**TA20**  
PULL DOWN

Weight: 95kg  
Size: 1750×1130×1960mm  
Packing Size: 1720×1020×670mm



**TA25**  
LOW ROW

Weight: 120kg  
Size: 1310×1290×1635mm  
Packing Size: 1620×1320×540mm



**TA30**  
INCLINE LEVEL ROW

Weight: 137kg  
Size: 1430×1400×1300mm  
Packing Size: 1620×1320×650mm





**TA35**  
SHOULDER PRESS

Weight: 120kg  
Size: 1270×1525×1520mm  
Packing Size: 1520×1120×500mm



**TA40**  
REAR KICK

Weight: 125kg  
Size: 1490×1130×1600mm  
Packing Size: 1720×1320×580mm



**TA45**  
HACK SQUAT

Weight: 155kg  
Size: 1700×1190×1210mm  
Packing Size: 1820×1020×620mm



**TA70**  
SEATED LEG EXTENSION

Weight: 120kg  
Size: 1250×1345×1185mm  
Packing Size: 1420×1220×520mm



**TA50**  
45 DEGREE ANGLE LEG PRESS

Weight: 245kg  
Size: 2045×1455×1320mm  
Packing Size: 2150×1050×760mm



**TA60**  
TRICEPS

Weight: 160kg  
Size: 1660×1480×1010mm  
Packing Size: 1720×1020×620mm



**TA65**  
BICEPS

Weight: 150kg  
Size: 1060×1630×950mm  
Packing Size: 1420×1120×520mm



**TA75**  
REAR KICK

Weight: 120kg  
Size: 1370×1140×1330mm  
Packing Size: 1420×1120×520mm

燃烧卡路里  
BURN MY  
CALORIES



# STRENGTH TG SERIES PLATE LOADED



**TG05**  
CHEST PRESS

Weight: 120 kg  
Size: 1185 × 1660 × 1740mm  
Packing Size: 1620 × 1320 × 520mm



**TG10**  
WIDE CHEST PRESS

Weight: 120 kg  
Size: 1280 × 1750 × 1795mm  
Packing Size: 1620 × 1320 × 570mm



**TG15**  
INCLINE CHEST PRESS

Weight: 140kg  
Size: 1040 × 1890 × 1700mm  
Packing Size: 1720 × 1120 × 630mm



**TG20**  
PULL DOWN

Weight: 95kg  
Size: 1810 × 1160 × 1925mm  
Packing Size: 1720 × 1020 × 690mm



**TG25**  
LOW ROW

Weight: 120kg  
Size: 1310 × 1290 × 1660mm  
Packing Size: 1620 × 1320 × 580mm



**TG30**  
INCLINE LEVEL ROW

Weight: 137kg  
Size: 1440 × 1390 × 1300mm  
Packing Size: 1620 × 1320 × 620mm





**TG35**  
SHOULDER PRESS

Weight: 120kg  
Size: 1275×1525×1520mm  
Packing Size: 1520×1120×500mm



**TG40**  
REAR KICK

Weight: 125kg  
Size: 1490×1130×1610mm  
Packing Size: 1720×1320×580mm



**TG60**  
TRICEPS

Weight: 160kg  
Size: 1700×1450×1030mm  
Packing Size: 1720×1020×620mm



**TG65**  
BICEPS

Weight: 150kg  
Size: 1060×1630×950mm  
Packing Size: 1420×1120×520mm



**TG70**  
SEATED LEG EXTENSION

Weight: 120kg  
Size: 1250×1345×1185mm  
Packing Size: 1420×1220×520mm



**TG75**  
REAR KICK

Weight: 120kg  
Size: 1370×1140×1330mm  
Packing Size: 1420×1120×520mm



**LIGHT  
COMMERCIAL  
TS MULTI FUNCTIONAL  
TRAINER SERIES**



TS-100

MULTI FUNCTIONAL  
SMITH TRAINER



Features:
Tube size: Rectangular tube 50x50mm/50x80mm
Machine size : 1490x1910x2320mm
Package size : 2270x970x510mm
Weight : 415kg
Weight Stack : 60kgx2
Fuctions:
Functional trainer/standing high pull down
Seated high pull down
Barbell bar rotatry left&right with pushes up
Single parallel bars
low pull
Standing lifting with barbell
Barbell anti-shoulder squat
Boxing training
pull up
Incline/decline/flat bench press
Forward stretch of upper limbs
squat
T-handle rowing
Smith
land mine

TS-101

MULTI FUNCTIONAL  
SMITH TRAINER



Features:
Tube size: Rectangular tube 50x50mm/50x80mm
Machine size : 2220x1910x2320mm
Package size: 2270x970x460mm
Weight : 347kg
Fuctions:
functional trainer /standing high pull
Seated high pull
barbell bar rotatry left&right with pushes up
Single parallel bars
low pull
Standing lifting with barbell
Barbell anti-shoulder squat
Boxing training
pull up
Incline/decline/flat bench press
Forward stretch of upper limbs
squat
T-handle rowing
Smith
land mine





## TS-103 *MULTI FUNCTIONAL SQUAT RACK*

Features:
Tube size: Rectangular tube 50x50mm Round tube:Φ75mm
Machine size: 1540x1700x2330mm
Package size: 2320x740x400mm
Weight : 165kg
Fuctions:
High pull
Low pull
Single parallel bars
Pull up
Squat
Land mine

## TS-105 *MULTI FUNCTIONAL SQUAT RACK*

Features:
Tube size: Rectangular tube 60x60mm
Machine size: 1250x1800x2210mm
Package size: 2300x420x220mm
Weight : 73kg
Fuctions:
Squat
Pull up



## TS-104 *MULTI FUNCTIONAL SQUAT RACK*

Features:
Tube size: Rectangular tube 50x50mm Round tube:Φ75mm
Machine size: 1100x1680x2250mm
Package size: 2270x760x260mm
Weight : 67kg
Fuctions:
Pull up
Squat
Horizontal bar



## TS-206 *BELL PIECE FRAME*

Features:
Tube size: Rectangular tube 60x60mm
Machine size: 680x710x1270mm
Package size: 1260x460x270mm
Weight : 25kg
Fuctions:
Plugable barbell bar
6 sets of barbell plates can be hung on both sides at the same time.



## TS-108 *WALL-MOUNTED SQUAT RACK*

Features:
Tube size: Rectangular tube 60x60mm
Machine size: 1150x1380x2300mm
Package size: 2370x390x240mm
Weight : 61.2kg
Fuctions:
Squat
Pull up







### TS-113 *MULTI FUNCTIONAL SMITH TRAINER*

产品参数 Features:	
管材尺寸: 矩形管 60x60mm	
Tube size: Rectangular tube 60x60mm	
器材尺寸: Machine size: 1950x1670x2210mm	
包装尺寸: Package size: 2170x700x320mm	
产品重量: Weight: 150kg	
产品功能 Fuctions:	
深蹲	Squat
双杠	Parallel bars
引体向上	Pull-ups
地炮台	Land mine
史密斯	Smith



### TS-200 *MULTI FUNCTIONAL TRAINER*

Features:	
Tube size: Rectangular tube 50x50mm/50x80mm	
Machine size: 1820x1540x2130mm	
Package size: 2220x1120x310mm	
Weight : 108.5kg	
Fuctions:	
High pull	
Low pull	
Parallel bars	
Deadlift	
Pull-ups	



### TS-201 *MULTI FUNCTIONAL TRAINER*

Features:	
Tube size: Rectangular tube 50x50mm/50x80mm	
Machine size: 1820x1540x2130mm	
Package size: 2220x1120x420mm	
Stool size: 1750x600x900mm	
Weight : 163.5kg	
Fuctions:	
High pull	
Low pull	
Parallel bars	
Deadlift	
Pull-ups	
Incline/decline/flat bench press	



### TS-202 *MULTI FUNCTIONAL OLYMPIC BENCH*

Features:	
Tube size: Flat-oval tube 50x100mm	
Machine size: 1830x1240x1370mm	
Package size: 1420x720x470mm	
Weight : 72kg	
Fuctions:	
Sit-ups	
incline/decline/flat bench press	
Pull-ups	
parallel bars	



TS-114

MULTI FUNCTIONAL  
SMITH TRAINER



Features:
Tube size: Rectangular tube 50x80mm
Machine size: 1800x2230x2290mm
Package size: 2320x1600x420mm
Weight : 368kg
Weight Stack : 60kgx2
Fuctions:
Hanging robotic arm extension
Barbell squat
Functional trainer
decline bench press
back kick/push up
Sling push-ups
Stand incline deadlift

TS-204

MULTI FUNCTION MACHINE

Features:
Tube size: Rectangular tube 50x80mm
Column tube: 80x80mm
Machine size: 3060x2430x2250mm
Package size: 1870x1120x720mm
Weight : 235kg
Fuctions:
high pull
kick
Biceps
Standing calf
squat
Push up exercise



TS-212

ADJUSTABLE BENCH

Features:
Machine size : 1304x 745x460mm
Package size : 1420x420x250mm
Weight : 45kg
Fuctions:
Use with dumbbells to realize the functions of flat push, upward incline and downward incline





**TS-213**  
**ADJUSTABLE BENCH**

Features:
Machine size :1240x 550x500mm
Package size :1280x480x350mm
Weight :28kg
Fuctions:
Use with dumbbells to realize the functions of flat push, upward incline and downward incline

**TS-214**  
**ADJUSTABLE BENCH**

Features:
Machine size :1660x550x880mm
Package size : 1220x720x370mm
Weight : 42kg
Fuctions:
Function: Use with dumbbells to achieve the functions of flat push, up slope, and down slope Biceps, leg extension, leg bending, sit-ups



**TS-300** **MULTI FUNCTIONAL SMITH TRAINER**



Features:
Tube size: Rectangular tube 50x80mm
Machine size : 1995×1560×2235mm
Package size: 1380x780x320mm
2290x510x250mm
Weight : 355kg
Weight Stack : 50kgx2

Fuctions:
Functional trainer/standing high pull down
Seated high pull down
Barbell bar rotatry left&right with pushes up
Single parallel bars
low pull
Standing lifting with barbell
Barbell anti-shoulder squat
Boxing training
pull up
Incline/decline/flat bench press
Forward stretch of upper limbs
squat
T-handle rowing
Smith
land mine



# TS-301 MULTI FUNCTIONAL SMITH TRAINER



Features:
Tube size: Rectangular tube 50x80mm
Machine size : 1195×1820×2235mm
Package size: 1380x780x320mm 2290x510x250mm
Weight : 265kg
Fuctions:
Functional trainer/standing high pull down
Seated high pull down
Barbell bar rotatry left&right with pushes up
Single parallel bars
low pull
Standing lifting with barbell
Barbell anti-shoulder squat
Boxing training
pull up
Incline/decline/flat bench press
Forward stretch of upper limbs
squat
T-handle rowing
Smith
land mine



# BG-02 WALL MOUNTED FUNCTIONAL TRAINER

Features:
Tube size: Rectangular tube 50x100mm
Machine size: 980x110x1970mm
Package size: 2020x1060x170mm
Weight : 135kg
Weight Stack : 25kgx2
Fuctions:
Functional trainer/standing high pull down
low pull

# BG-01 WALL MOUNTED FUNCTIONAL TRAINER

Features:
Tube size: Rectangular tube 50x100mm
Machine size: 635x150x1970mm
Package size: 2020x695x160mm
Weight : 110kg
Weight Stack : 50kg
Fuctions:
Functional trainer/standing high pull down
low pull





# STRENGTH

## SYNERGY 360



**360A**  
SYNERGY 360(8 GATES)  
Weight:1520kg  
Size:4430×4430×2560mm  
Packing Size:(2370×3)×1120×820mm



**360X**  
SYNERGY 360(4 GATES)  
Weight:550kg  
Size:2070×2270×2300mm  
Packing Size:(2370×2) ×1120×820mm



**PT360B**  
SYNERGY 360(6GATES)  
Weight:820kg  
Size:4180×2700×2380mm  
Packing Size:2370×1120×1200mm



**360G 带史密斯**  
SYNERGY 360(6 GATES)  
Weight:1050kg  
Size:4000×3360×2510mm  
Packing Size:2370×1120×620/2370×1670×820mm



**PT360X**  
SYNERGY 360(4 GATES)  
Size:2740×2710×2310mm  
Packing Size:2370×1120×1200mm